




2015 RESULTS




SHIPOWNERS 	AQUATIC INVASIVE SPECIES	AIR EMISSIONS (SO _x & PM)	AIR EMISSIONS (NO _x)	GREENHOUSE GASES	CARGO RESIDUES	OILY WATER	GARBAGE MANAGEMENT
Algoma Central Corporation	4	5	4	5	4	5	4
Atlantic Towing Limited	4	5	3	5	n.a.	3	4
British Columbia Ferry Services Inc.	n.a.	3	3	3	n.a.	4	2
Canada Steamship Lines	5	5	4	5	4	4	5
Canfornav Inc.	5	3	3	5	5	5	4
COGEMA	n.a.	3	3	2	n.a.	3	4
Croisières AML	n.a.	3	3	3	n.a.	3	2
CSL Americas	5	4	3	4	n.a.	3	4
CSL Australia Ltd.	3	3	3	3	n.a.	3	3
CSL Europe Limited	2	3	3	3	n.a.	3	3
Fednav Ltd.	5	3	4	5	5	4	3
Groupe CTMA	2	3	2	2	n.a.	2	2
Groupe Desgagnés Inc.	5	4	4	5	4	4	5
Lower Lakes Towing Ltd.	3	4	3	2	2	2	2
Marine Atlantic Inc.	n.a.	2	2	2	n.a.	1	2
McAsphalt Marine Transportation Ltd.	4	3	3	3	n.a.	3	3
McKeil Marine Ltd.	2	3	3	3	3	3	1
North Arm Transportation Ltd.	n.a.	3	3	2	n.a.	4	4
Ocean	n.a.	4	3	4	n.a.	4	2
Oceanex Inc.	3	4	3	3	n.a.	3	4
Owen Sound Transportation Company	2	2	2	2	n.a.	2	3
Reformar	2	3	3	3	n.a.	2	3
Saam Smit Canada	n.a.	3	3	3	n.a.	2	2
Seaspan ULC	n.a.	4	3	3	n.a.	2	4
Société des traversiers du Québec	n.a.	3	3	3	n.a.	3	2
Svitzer Canada Ltd.	n.a.	4	3	3	n.a.	3	3
TBS Ship Management Inc.	3	3	3	3	n.a.	3	3

n.a.: non applicable




PORT AUTHORITIES 	GREENHOUSE GASES	SPILL PREVENTION	DRY BULK HANDLING AND STORAGE	COMMUNITY IMPACTS	ENVIRONMENTAL LEADERSHIP
Bécancour Waterfront Industrial Park	4	1	n.a.	2	3
Canaveral Port Authority *	2	4	n.a.	2	1
Cleveland-Cuyahoga County Port Authority	3	4	3	2	4
Duluth Seaway Port Authority	3	5	4	2	5
Greater Victoria Harbour Authority	3	5	n.a.	5	3
Halifax Port Authority	5	5	n.a.	5	5
Hamilton Port Authority	3	3	n.a.	3	3
Illinois International Port District	3	2	n.a.	3	3
Montreal Port Authority	5	4	n.a.	5	5
Nanaimo Port Authority	2	2	n.a.	2	2
Oshawa Port Authority*	2	2	n.a.	2	1
Port Everglades	1	1	2	1	1
Port of Gulfport	2	3	2	2	2
Port of Indiana-Burns Harbor	2	3	n.a.	3	2
Port of Longview	2	3	3	2	2
Port of Milwaukee	3	2	n.a.	2	3
Port of New Orleans	1	3	n.a.	2	5
Port of Seattle	3	2	n.a.	2	5
Port of Valleyfield	3	2	n.a.	2	3
Prince Rupert Port Authority	3	3	n.a.	5	5
Quebec Port Authority	5	5	n.a.	5	5
Saguenay Port Authority	3	3	n.a.	n.a.	3
Saint John Port Authority, NB	2	2	n.a.	2	2
Sept-Îles Port Authority	3	3	n.a.	3	5
St. John's Port Authority, NL	3	3	n.a.	3	3
Thunder Bay Port Authority	4	2	n.a.	2	3
Toronto Port Authority	4	2	2	2	2
Trois-Rivières Port Authority	2	5	n.a.	4	3
Vancouver Fraser Port Authority	5	4	n.a.	5	5
Windsor Port Authority	2	n.a.	n.a.	2	3


n.a.: non applicable * New participant whose results have not yet been verified.

SAINT LAWRENCE SEAWAY 	GREENHOUSE GASES	SPILL PREVENTION	COMMUNITY IMPACTS	ENVIRONMENTAL LEADERSHIP
Saint Lawrence Seaway Development Corporation / St. Lawrence Seaway Management Corporation †	4,1	4,1	4,1	5

† While each Seaway corporation filed a separate self-assessment report to Green Marine and has its results separately verified, both were motivated to publish their results jointly to reflect their allied efforts in achieving environmental excellence. The published results are the weighted average of the individual results based on the number of locks managed by each corporation.

TERMINALS AND STEVEDORING COMPANIES 	GREENHOUSE GASES	SPILL PREVENTION	DRY BULK HANDLING AND STORAGE	COMMUNITY IMPACTS	ENVIRONMENTAL LEADERSHIP
British Columbia Ferry Services Inc.	2	2	n.a.	2	3
G3 Canada Limited (Quebec Terminal)	4	3	3	3	3
Ceres Marine Terminals Inc. (Charleston, Savannah, Houston, Baltimore, Halifax)	3	5	n.a.	3	4
DP World Prince Rupert Inc.	3	2	n.a.	2	2
Empire Stevedoring Co. Ltd (Montreal)	3	3	n.a.	3	2
Federal Marine Terminals Inc. (Burns Harbor, Cleveland, Hamilton, Milwaukee, Thorold, Albany, Eastport, Port Manatee, Tampa, Lake Charles)	5	4	5	4	3
Fraser Surrey Docks	5	3	5	5	2
GCT Global Container Terminals Inc. (Bayonne)	5	5	n.a.	4	5
GCT Global Container Terminals Inc. (Deltaport)	3	4	n.a.	5	4
GCT Global Container Terminals Inc. (New York)	3	5	n.a.	3	4
GCT Global Container Terminals Inc. (Vanterm)	3	4	n.a.	5	4
Groupe Desgagnés Inc. (Relais Nordik, Sept-Îles)	3	3	n.a.	2	2
Iron Ore Company of Canada	3	5	5	3	5
Kinder Morgan Canada (Westridge Terminal)	3	3	n.a.	3	4
Logistec Corporation (Montreal, Contrecoeur, Halifax, Saint John, Sydney, Trois-Rivières, Rideau Bulk, Sept-Îles, Thunder Bay, Toronto)	5	2	5	3	3
Marine Atlantic Inc.	2	2	n.a.	2	2
McAsphalt Industries Ltd. (Eastern Passage, Valleyfield, Oshawa, Hamilton, Port Stanley)	2	3	n.a.	3	3
Montreal Gateway Terminals Partnership	5	3	n.a.	5	5
Neptune Bulk Terminals (Canada) Ltd.	4	5	5	5	5
Norcan Petroleum Group Inc.	3	3	n.a.	n.a.	3
Northern Stevedoring Company Inc. (Sept-Îles)	3	3	3	3	3
Pacific Coast Terminals Co. Ltd.	2	3	5	5	4
Pinnacle Renewable Energy Inc.	3	2	2	3	2
Porlier Express Inc. (Sept-Îles)	3	3	n.a.	3	3
QSL (Beauport)	3	2	2	2	2
QSL (Anse au Foulon)	2	2	2	2	2
Richardson International (Hamilton)	4	4	5	4	2
Ridley Terminals Inc.	4	5	5	5	4
Rio Tinto (Port-Alfred)	5	5	5	5	5
Squamish Terminals Ltd.	3	3	n.a.	4	4
Sterling Fuels Limited	3	5	n.a.	3	4
Termont Montréal Inc.	2	2	n.a.	2	2
Tidal Coast Terminals Ltd.	3	2	2	2	2
Tymac Launch Service	2	2	2	2	2
Valero Energy Inc. (Jean-Gaulin Refinery)	5	3	n.a.	5	3
Valleytank Inc.	3	3	n.a.	n.a.	2
Valport Maritime Services Inc.	2	2	2	2	2
Westshore Terminals Ltd.	3	2	2	3	2
Yellowline Asphalt Products Limited	3	3	n.a.	5	3

n.a.: non applicable

SHIPYARDS 	GREENHOUSE GASES	SPILL PREVENTION	COMMUNITY IMPACTS	ENVIRONMENTAL LEADERSHIP
Ocean Industries Inc.	3	2	2	2
Seaspan Shipyards	4	4	4	4